

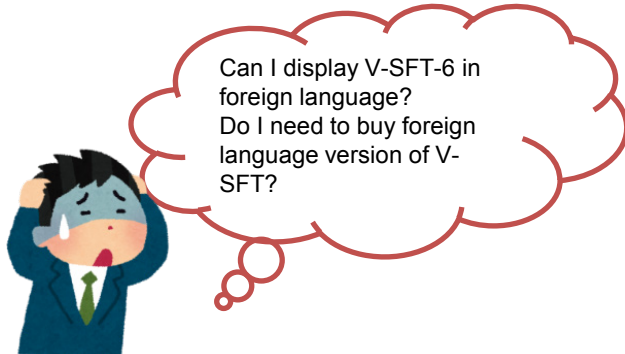
[Useful Tips] - How to display V-SFT-6 in foreign language -

Before

I usually use English menu but sometimes need to display in different language...

For example,

- At overseas work site: I want to show V-SFT-6 in the local language to a local engineer.
- At domestic work site: Engineers from overseas want to view V-SFT-6 in their languages.

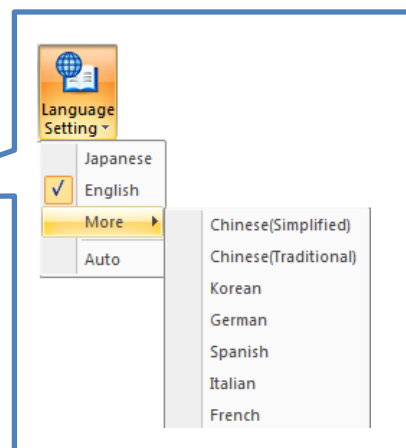
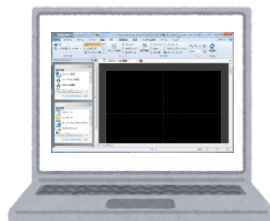


No worry about the display language in V-SFT-6!

After

V-SFT-6 is a universal product provided on a DVD.
It supports five languages (JP/EN/CN/TW/KR) as a standard.

Menus in EN/CN/TW/KR are displayed automatically depending on the OS installed on your PC.
By installing language packs*, DE/IT/FR/ES menus are also available.
*See the reverse side.

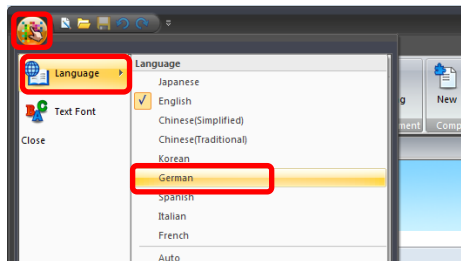


Good!
I still can use my usual V-SFT-6 for multi language menu!

How to set the display language which is different from the OS

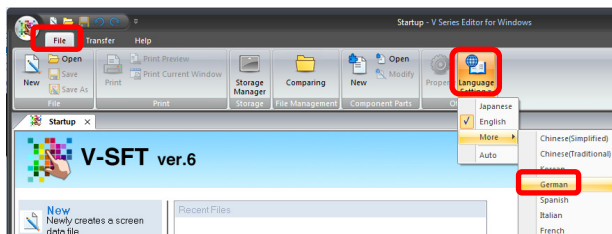
E.g.) How to display V-SFT-6 in German on English OS:

- (1) Start V-SFT-6. Click an icon in the top left corner and then click Language. Check "German" from the list.

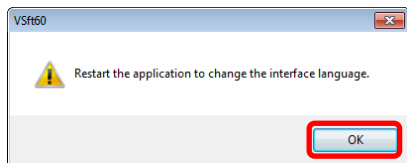


OR

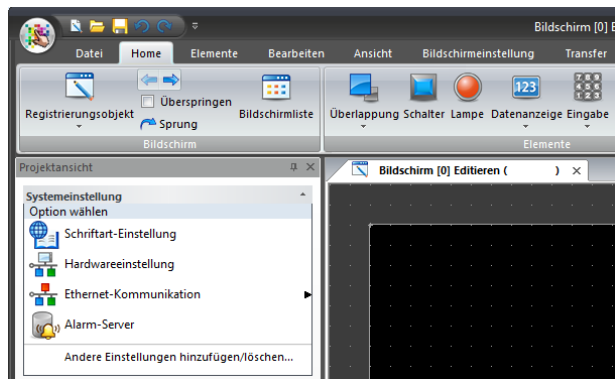
- Alternatively, start V-SFT-6 and go to File> Language Setting > More and then check "German".



- (2) The following message is prompted. Click the OK button.



- (3) After restarting, V-SFT-6 is switched from English to German.



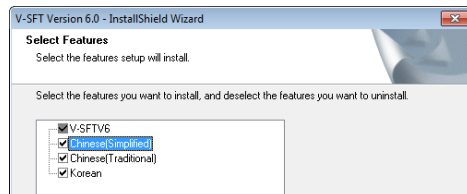
You do not need to open a V9 screen program. Language menu as above is available by starting V-SFT-6.



About installation of foreign language menu

- [CN/TW/KR] While installing V-SFT-6, a window to install additional languages appears.

<Language menu that appears during installation>



- [DE/IT/FR/ES] You can download the language packs from our website to install these languages. <http://monitouch.fujielectric.com>