

V-SFT-6 - Debugging tools -

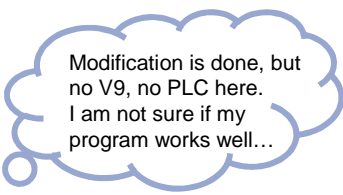
Have you ever been in trouble with debugging because you do not have a HMI or a PLC? This issue of Monitouch Express highlights useful debugging tools of V-SFT-6.

- Emulator - Simulator

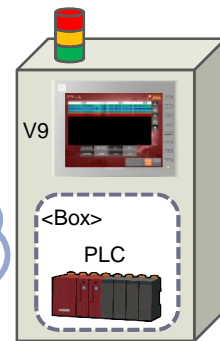
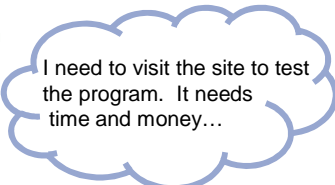
Emulator

Before

Screen program needs to be modified but no V9 unit nor PLC in the office...
What should I do to debug my modified screen program?



To debug the screen program...



Using "Emulator" function...

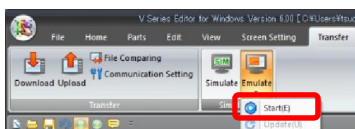


After

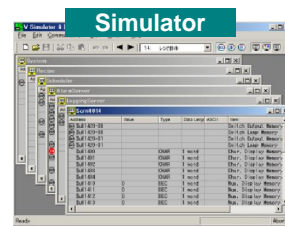
V-SFT Ver. 6 has an emulator function which enables you to test your screen program on your PC without actual equipment.



1) [Transfer] > [Emulate] > [Start]



2) "Emulator" (mimic of a V9 screen) and "Simulator" (mimic of external devices) starts.



Communication

<Operation example>

How to change a value of D1410 (pressure) from 0 to 150:

Double-click the value on the simulator and key in "150".

Value on the emulator updates.

Address	Value	Type	Data Length	ASCII	Item
\$u01403		CHAR	1 word		Char.
\$u01404		CHAR	1 word		Char.
\$u01410	150	DEC	1 word		Num.
\$u01411		DEC	1 word		Num.



Modify and test on the spot, simply using V-SFT-6!

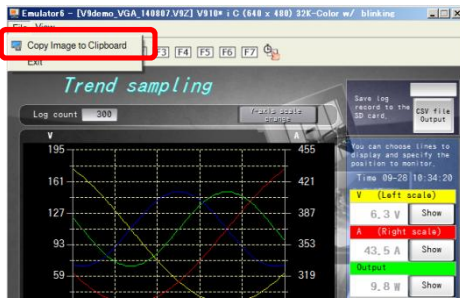


What can I do with the emulator?

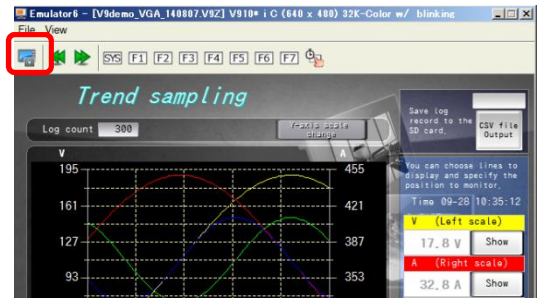
Manual preparation

You can capture operation screens on the emulator which is similar to actual working situation, such as data field with values and lamps with various status. Captured images can be pasted on Word or Excel documents.

- 1) Go to [Transfer] > [Emulate] > [Start] to start the emulator.
- 2) Then go to [File] > [Copy image to clipboard]. Alternatively, click [clipboard] button on the menu bar.

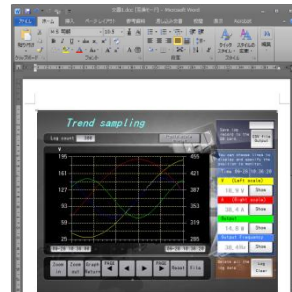
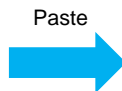
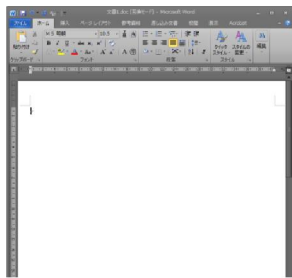


Or



- 3) Start a software such as WORD/EXCEL and paste the copied image.

e.g.) WORD

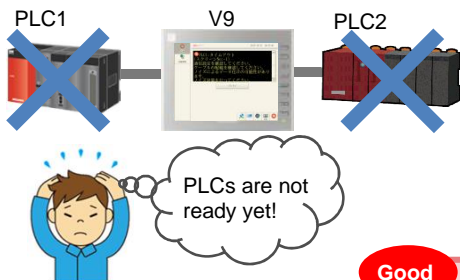


You can create easy-to-understand manuals without sweat!

Simulator

If you do not have a PLC hardware for some reasons, you can virtually test your screen program with a simulator.

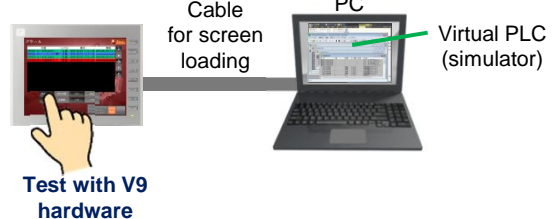
<Hardware other than V9 is not ready...>



Using a simulator...



<Connect V9 and PC with a cable>



Good

You need only V-SFT Ver. 6 and a loader cable to test with a simulator.

For further information about simulator function, please refer to "V9 series Operation Manual."

Hakko Electronics Co., Ltd.

Overseas Sales Dept.

TEL: +81-76-274-2144 FAX: +81-76-274-5136

<http://monitouch.fujielectric.com/>