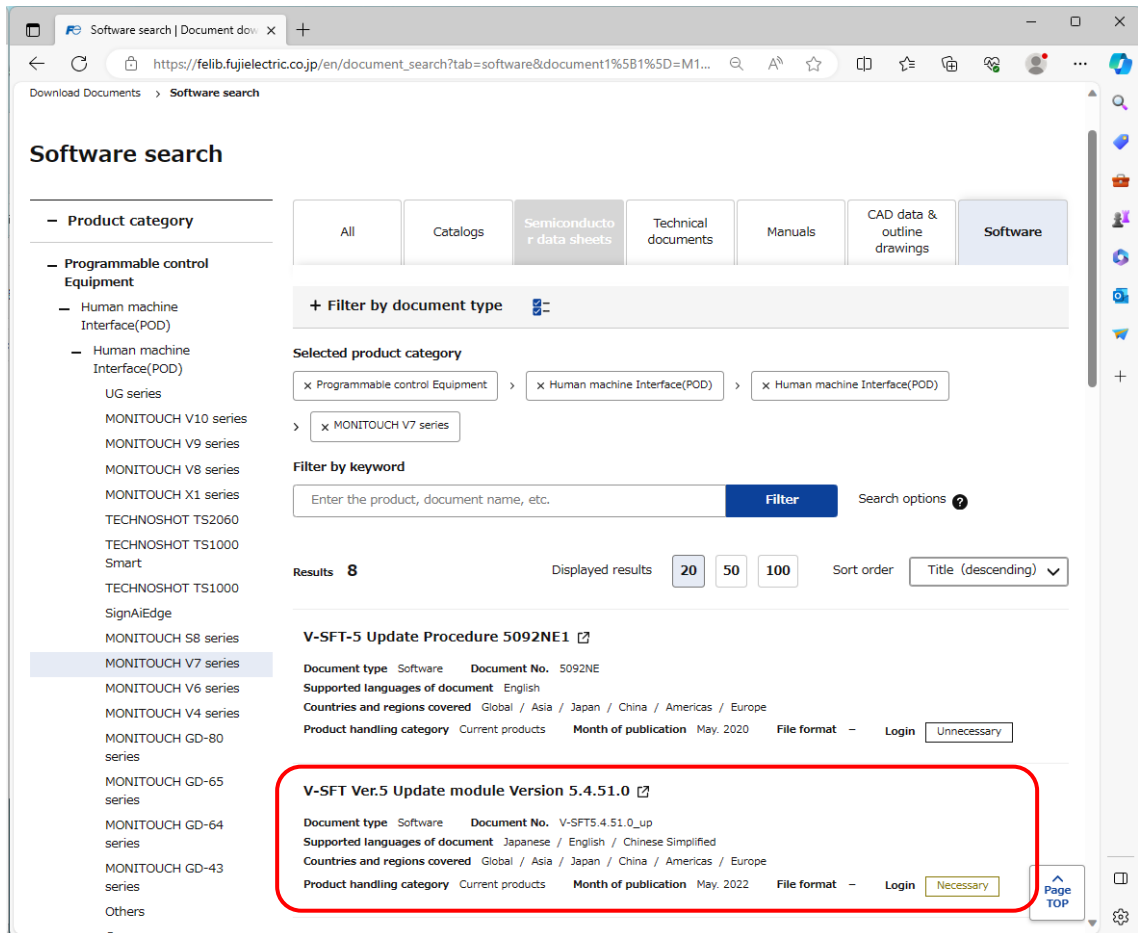


V-SFT Ver.5 Update Procedure

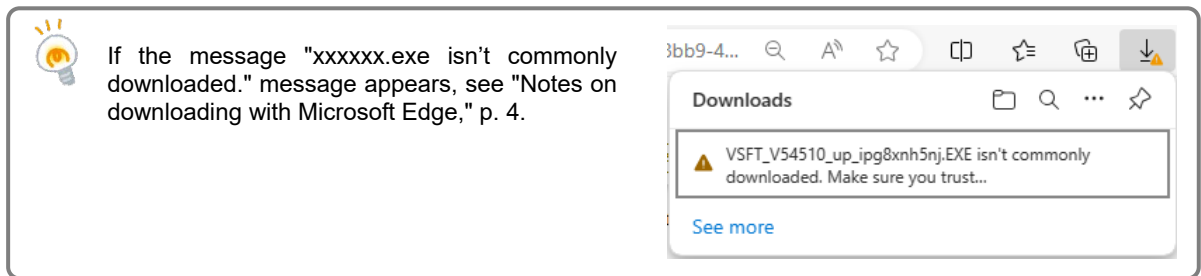
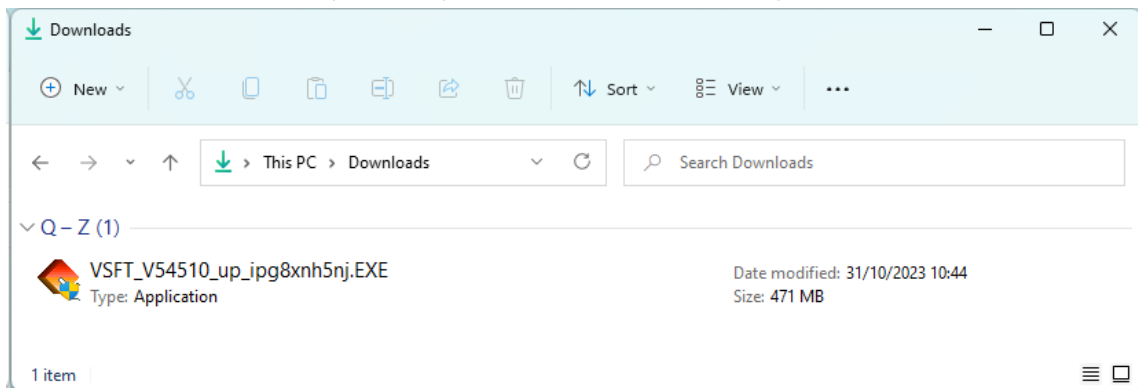
This document explains the update procedure for V-SFT using the update modules that you can download from our website.

[Either or both V-SFT-5 or V-SFT-6 already installed]

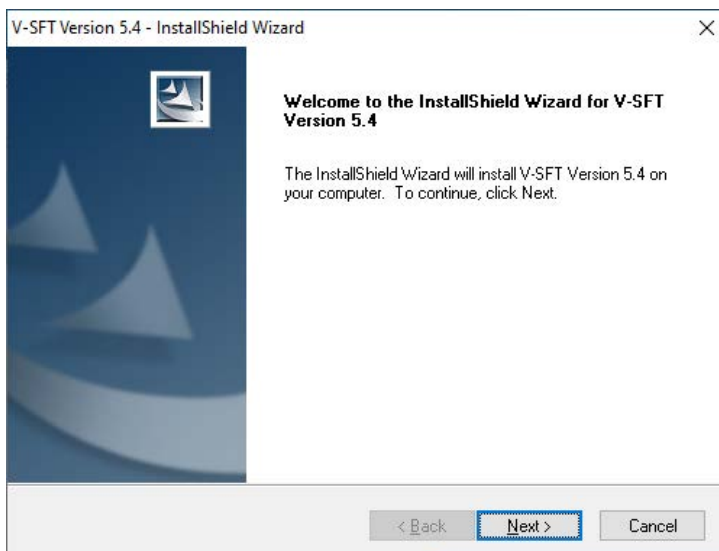
- Download the update module for V-SFT-5 from our website.
The download page is [here](#).
 - * You need to register as a member to download the update module.
 - * If installing V-SFT Ver. 5 in “C:¥Program Files” on Windows Vista or later, it may not work properly. In this case, please refer to “[Update procedure for the V-SFT CD-ROM Ver.5.4.18.0 or earlier](#)” and reinstall.



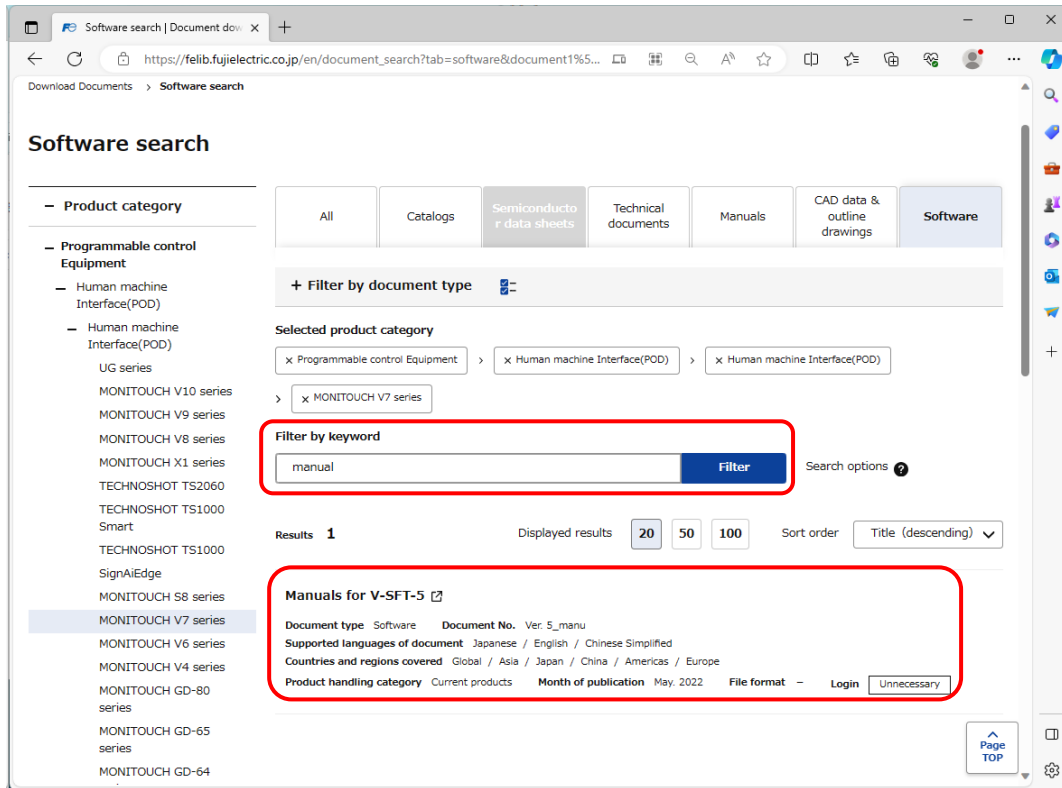
2. Double-click the module downloaded in step 1.
- VSFT_V54xx0_up.exe ("x" designates the version number.)



3. Follow the procedures to update after the installer starts up.
 - * Close V-SFT-5/V-SFT-6 before the installation.
 - * You need to have authority as an Administrator for the update.



4. You need to download the manuals for help menu separately.
Select "Manuals for V-SFT-5" from the search results in step 1 and download it.



5. Double-click the module (VSFTV5_Manual.exe) from step 4.
Follow the procedures to update after the installer is started up.
- * Close V-SFT-5 before the installation.
 - * Administrator authentication is required.

[Neither V-SFT-5 nor V-SFT-6 installed]

Please purchase DVD-ROM of V-SFT-6.

(The update module from our website is only for the update. It cannot be used for installation.)

* However, if you have CD-ROM/DVD-ROM for configuration software "V-SFT" or "UG00S-CW", you may be able to update to "V-SFT-5".

The installation procedure differs depending on the OS of your PC and the version of your CD-ROM/DVD-ROM.

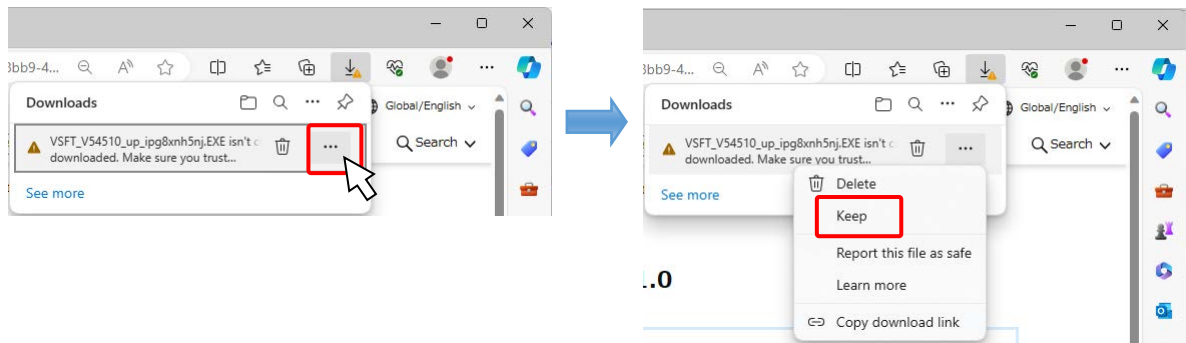
For the detailed procedure for installation, see the ["Update procedure for the V-SFT CD-ROM Ver.5.4.18.0 or earlier"](#).



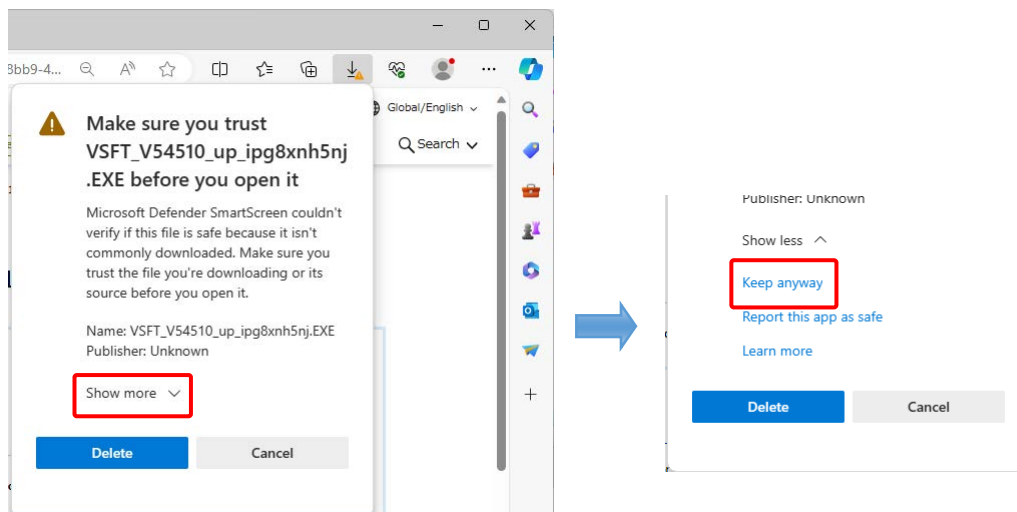
Notes on downloading with Microsoft Edge

If you receive a message due to the security feature of Microsoft Edge, please follow the instructions below to download the module.

- 1) Place the mouse cursor over the displayed message, click the "..." to the right of the message, and click "Keep".



- 2) When the message "Make sure you trust xxxxx.exe, before you open it" appears, click "Show more" and then click "Keep anyway".



The download is now complete.

