

V-POP (Point-of-Production - Lot trace -)

What's V-POP?

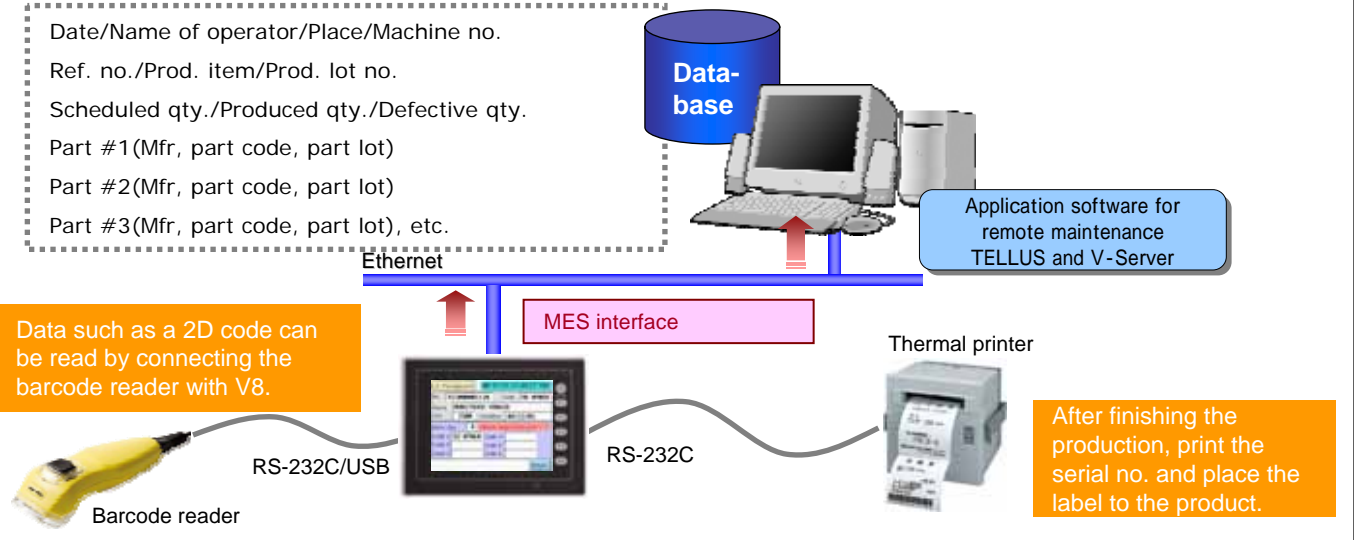
It enables flexible and scalable system configuration by enhancing the function to analyze the data from the coordination of the data entry by the operator at the field site and the upper database as well as the conveyance of information from the controller (control system) using V8 series of a wide range of display from 5.7" monochrome to 15" in the field site of FA.

Lot Trace

Feature

Recording the production information in database will allow you to instantly check the production lot no./part lot no. from its product serial no., and it helps you in shipping inspections and/or after-sales services.

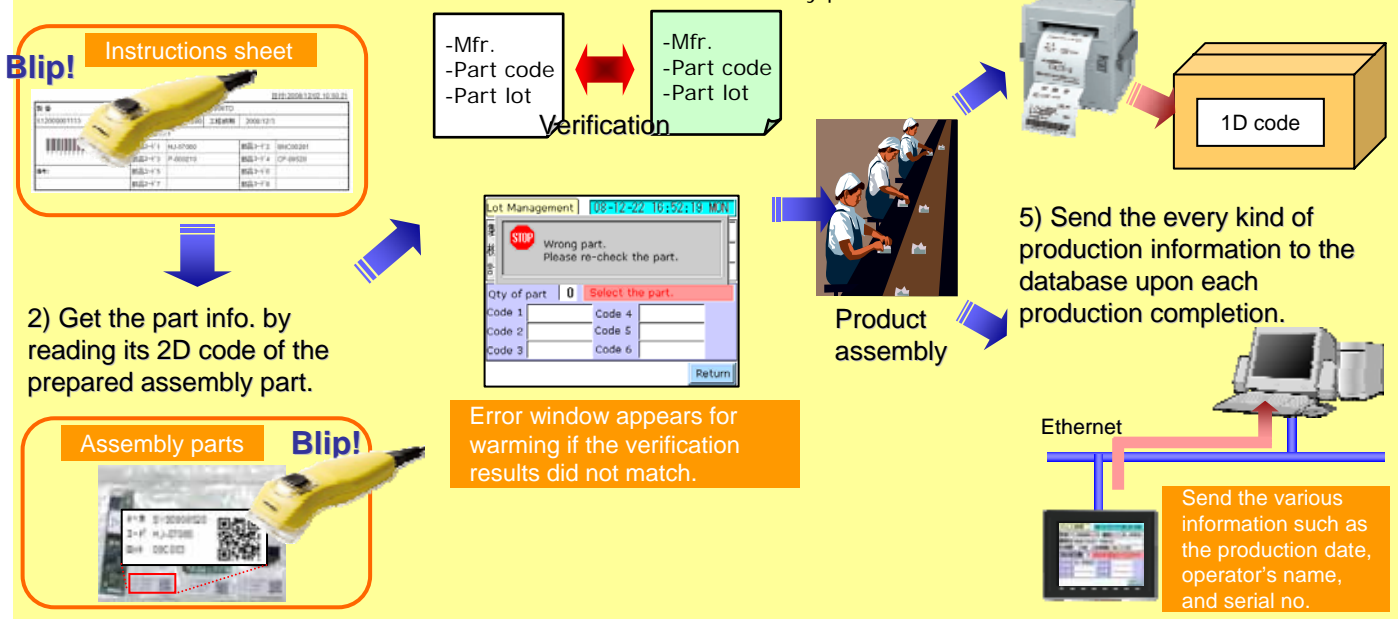
- Date/Name of operator/Place/Machine no.
- Ref. no./Prod. item/Prod. lot no.
- Scheduled qty./Produced qty./Defective qty.
- Part #1 (Mfr, part code, part lot)
- Part #2 (Mfr, part code, part lot)
- Part #3 (Mfr, part code, part lot), etc.



1) Get the production instructions info. from the database based on the info. read from the 2D code printed in the instructions sheet.

3) Compare to verify if the assembly part number matches with the number directed in its instructions sheet.


4) Print the lot no. for each product, place the barcode label to each, and ship/deliver.



Nuts and bolts of system realization

1) Barcode label printer

Line thermal printer, produced by Japan CBM Corporation (CITIZEN), can be connected with the unit via serial connection.*

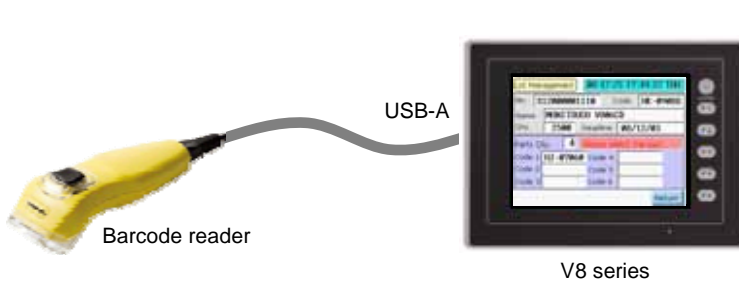


Actions such as the paper-feed and the automatic cutoff can be instructed the printer by using "OUT_PR" macro command.

* Hard copy is not available.

2) USB barcode reader connection

Easy connection with a barcode reader via the USB port equipped with V8 series.



If you use a barcode reader by USB connection, the serial port will be available for another intended purpose. It realizes the extended scalability.

In addition to the above, you will be able to utilize a USB mouse or a USB keyboard by connecting via the USB port.



- USB keyboard

You won't need to place a soft keyboard or a numeric keypad if you use a USB keyboard.



- USB mouse

As well as operating with a touch switch, it is possible to use a USB mouse to control the cursor at the same time. Your favorite mouse will make you easier to manipulate the PC screen displayed by the RGB input.

Note) The USB barcode reader and the USB keyboard cannot be connected at the same time.

Free version upgrade of the configuration software V-SFT-5



The configuration software (updated version) can be downloaded from the following website.

Website:

<http://www.hakko-elec.co.jp/en/download/09vsft5/index.html#02>