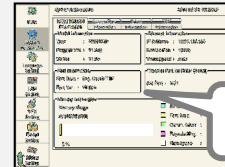


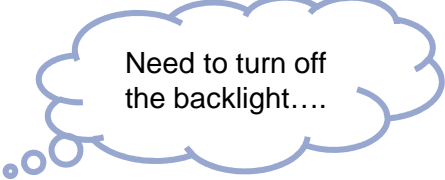
More settings are available on Local mode screen.  
Various settings can be made on V9 unit without V-SFT software.  
This feature is powerful when urgent settings are required on a field.



Local mode screen

### Setting change on Local Mode screen

Have you experienced an urgent need to change the setting like this?



**Before**

Need to change the backlight setting on V-SFT and transfer the change to the unit.

Setting change on V-SFT

**V9**

Quickly change the backlight setting only on Local mode screen.

More settings are available on Local mode screen on top of backlight setting!

Item	Menu icon on Local mode screen
V9 series IP address	LAN Setting
E-Mail	E-Mail Setting
Communication parameters	Communication Setting
Buzzer / Backlight	System Setting
Security, FPT server, VNC	User Setting

**Prohibit setting on Local Mode screen**

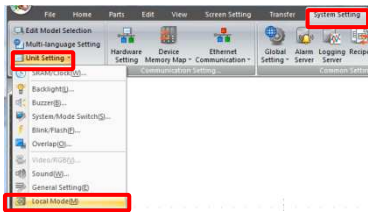
**Prohibit unauthorized users from changing the setting!**

**Non-maintenance engineer**



[Setting on V-SFT]

1. [System Setting] >> [Unit Setting] >> Open [Local Mode].

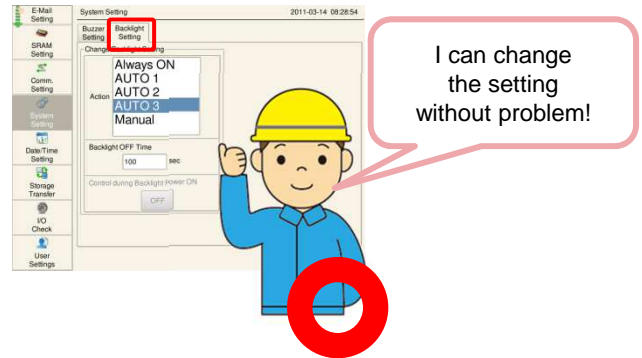


[Password]

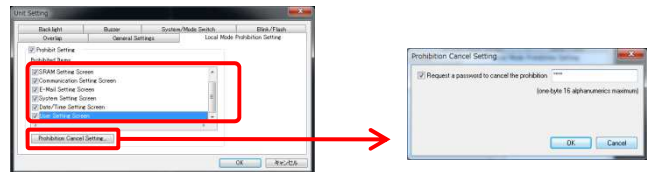
With the password set by the above setting 2, the prohibited items can be unlocked.

- [System Information] >> [Screen Data Information] >> Enter the password on [Password-protected Functions].

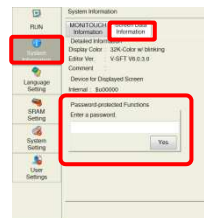
**Maintenance engineer**



2. Check the box [Prohibit Setting], and select the prohibiting items. Click [Prohibition Cancel Setting...] for a password setting.



**\* Please don't forget your password.**



Please read "V9 Troubleshooting / Maintenance Manual" for more details.

**Useful notes**

**When the screen program is same, but a part of the program needs to be changed, the setting change on Local mode screen is a powerful tool.**

- e.g.1: Change a buzzer type (Standard or Short type) depending on your noise environment
  - e.g.2: Change a baud rate or signal level for your connecting device setting
  - e.g.3: Edit recipient email addresses for alarm occurrence / cancellation notification
- \* E-mail function needs to be set on V-SFT editor in advance.

**Check V9's Local mode screen!**