

V9 series – Alarm function (Part 2)

Alarm functions support powerful functions such as:

- Backup data display: It is possible to display backup data on a V9 unit.
- Filtering function: Information can be filtered by group, status (occur/reset/ACK).

Backup data display

Outline

V9 reads the backup files of previous logging data from a storage (SD/USB thumb drive). As you can see historical data on the V9, you do not need **to remove the storage to check the data on a PC.**

Before CSV files stored in a storage needs to be opened on a PC to check.

1) CSV files are saved in a storage device.



2) Remove the storage device and read it on a PC to check the data.

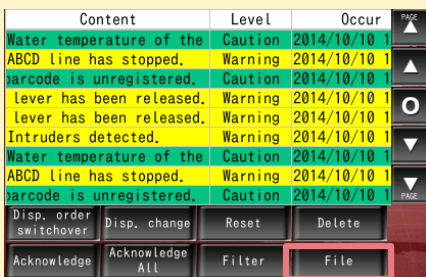


<CSV file>

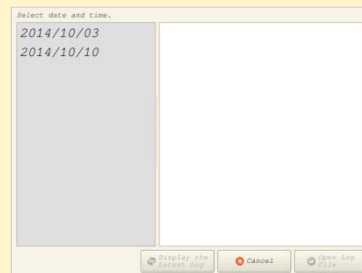
Warning	Safety lever has been rel	2014/9/17 16:34
Warning	Intruders detected.	2014/9/17 16:34
Caution	Water temperature of th	2014/9/17 16:34
Warning	ABCD line has stopped.	2014/9/17 16:34
Caution	Receive barcode is unreg	2014/9/17 16:34
Information	Temperature of the tank	2014/9/17 16:34
Information	ID123AB - Administrator	2014/9/17 16:34

V9 You can show the backup data on the V9 unit!

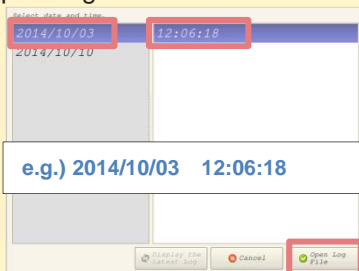
1) Press "File" button (function: File Select).



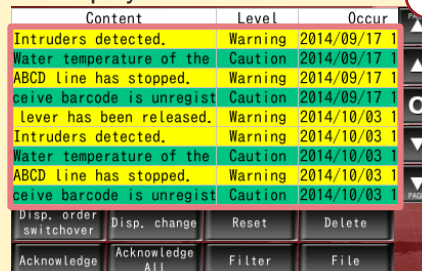
A file select dialog is displayed.



2) Select a backup file and press "Open Log File" button.



The backup file you selected is displayed.



No PC!
No need to remove the storage device!



*Available for logging function (trend or data display) as well.

Filtering function

Outline

You can choose which item(s) to be displayed on the V9 unit, such as group or status.
 It is possible to set the filtering condition on the V9 to **extract important data** on site.

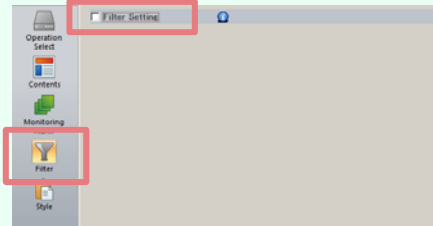
Example When displaying alarms categorized as "Caution" :

<Screen right after its switchover>

Content	Level	Occur	PAGE
Water temperature of the	Caution	2014/10/10 1	▲
ABCD line has stopped.	Warning	2014/10/10 1	▲
Barcode is unregistered.	Caution	2014/10/10 1	○
Lever has been released.	Warning	2014/10/10 1	▼
Lever has been released.	Warning	2014/10/10 1	▼
Intruders detected.	Warning	2014/10/10 1	▼
Water temperature of the	Caution	2014/10/10 1	▼
ABCD line has stopped.	Warning	2014/10/10 1	▼
Barcode is unregistered.	Caution	2014/10/10 1	▼

Disp. order switchover	Disp. change	Reset	Delete
Acknowledge	Acknowledge All	Filter	File

<Setting on V-SFT-6>



When filtering is not set:

1) Press "Filter" button. (function: Filter Display)

Content	Level	Occur	PAGE
Water temperature of the	Caution	2014/10/10 1	▲
ABCD line has stopped.	Warning	2014/10/10 1	▲
Barcode is unregistered.	Caution	2014/10/10 1	○
Lever has been released.	Warning	2014/10/10 1	▼
Lever has been released.	Warning	2014/10/10 1	▼
Intruders detected.	Warning	2014/10/10 1	▼
Water temperature of the	Caution	2014/10/10 1	▼
ABCD line has stopped.	Warning	2014/10/10 1	▼
Barcode is unregistered.	Caution	2014/10/10 1	▼

Disp. order switchover	Disp. change	Reset	Delete
Acknowledge	Acknowledge All	Filter	File

Item selection dialog appears on the V9.

Select items to display:	Group Name	Occurrence	Reset	Check	Normal	Batch Disp.	Chat
<input type="checkbox"/>	Warning	<input checked="" type="checkbox"/>	<input checked="" type="checkbox"/>	<input checked="" type="checkbox"/>	<input checked="" type="checkbox"/>	<input type="checkbox"/>	OFF
<input checked="" type="checkbox"/>	Caution	<input checked="" type="checkbox"/>	<input checked="" type="checkbox"/>	<input checked="" type="checkbox"/>	<input checked="" type="checkbox"/>	<input type="checkbox"/>	OFF
<input type="checkbox"/>	Information	<input checked="" type="checkbox"/>	<input checked="" type="checkbox"/>	<input checked="" type="checkbox"/>	<input checked="" type="checkbox"/>	<input type="checkbox"/>	OFF

2) Select "Caution" from the group name and press "Apply".

Select items to display:	Group Name	Occurrence	Reset	Check	Normal	Batch Disp.	Chat
<input checked="" type="checkbox"/>	Caution	<input checked="" type="checkbox"/>	<input type="checkbox"/>	<input type="checkbox"/>	<input type="checkbox"/>	<input type="checkbox"/>	OFF

Alarms with selected group name are displayed.

Content	Level	Occur	PAGE
Water temperature of the	Caution	2014/10/10 1	▲
Barcode is unregistered.	Caution	2014/10/10 1	▲
Barcode is unregistered.	Caution	2014/10/10 1	○
Water temperature of the	Caution	2014/10/10 1	▼
Barcode is unregistered.	Caution	2014/10/10 1	▼
Barcode is unregistered.	Caution	2014/10/10 1	▼

Disp. order switchover	Disp. change	Reset	Delete
Acknowledge	Acknowledge All	Filter	File

Very useful to grasp the status!

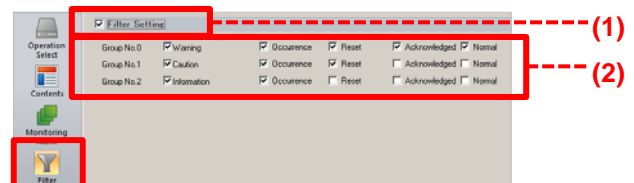


Settings on V-SFT-6

<Settings>

1) Go to "Filter" and check "Filter Setting".

2) Select the items to show initially by check appropriate box.



Try our new alarm features to enhance your operation efficiency!

Hakko Electronics Co., Ltd.

Overseas Sales Department
 TEL: +81-76-274-2144 FAX: +81-76-274-5136
<http://monitouch.fujielectric.com/>