


- Expansion of New Graphic Parts
- Switch / Lamp (Plain Parts newly added/ Real parts expanded), Plate parts newly added
- 16 Million Colors Display
- Enhanced Enlargement of 3D Parts

Expansion of New Graphic Parts


Plain part for switch / lamp is newly added!

E.g.)


Plain 1



Plain 2



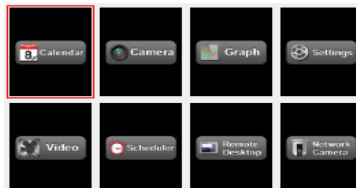
Plain 3



Plain 4



Plain 5



Plain 6




Real parts are expanded too!!

E.g.)

Icon 11



Icon 12



Icon 13



Plate parts are also added to Parts library!!!

E.g.)

Plate 6



Plate 8

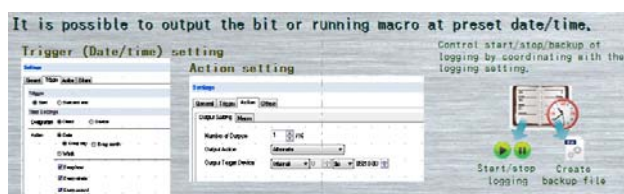


(Screen sample with new graphic parts)



Screen background can be very stylish!

(Screen sample with a plate part)



The screen looks sophisticated with new parts!

16 Million Colors Display

The subtle gradation can be beautifully presented!



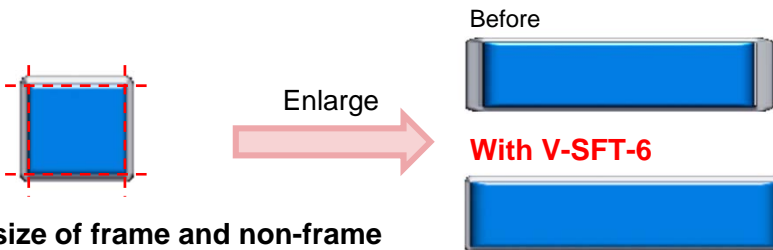
Items ^{*1}	Picture, 3D parts, Video / RGB display ^{*2}
---------------------	--

*1 The other items are displayed as 64K colors.

*2 Under development.

Enhanced Enlargement of 3D Parts

3D image can be maintained after the size enlargement!



Very good to see that the size image can be maintained!

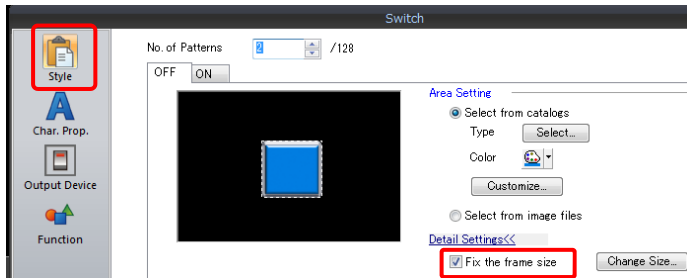


The size of frame and non-frame part is respectively changeable!


Items	Switch / Lamp (Real / 3D rectangular-shaped parts with frame)
-------	---

<Setting>

- Go to [Style] tab on switch setting and check the box [Fix the frame size] under ON/OFF tab.



- Change the size of a switch part.



For the parts which are already paced, go to [Tool] > click [Fix 3D parts frame].