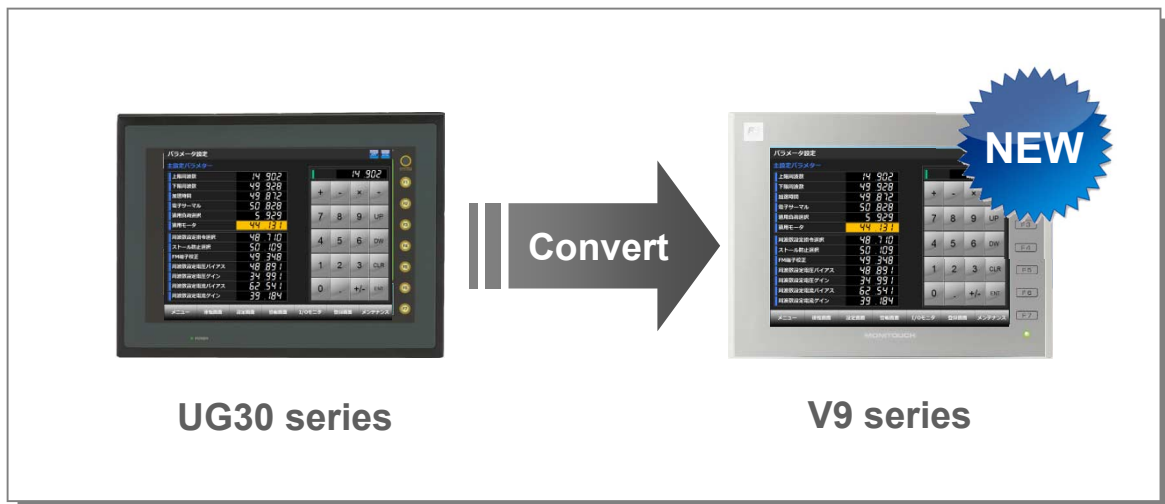


# MONITOUCH

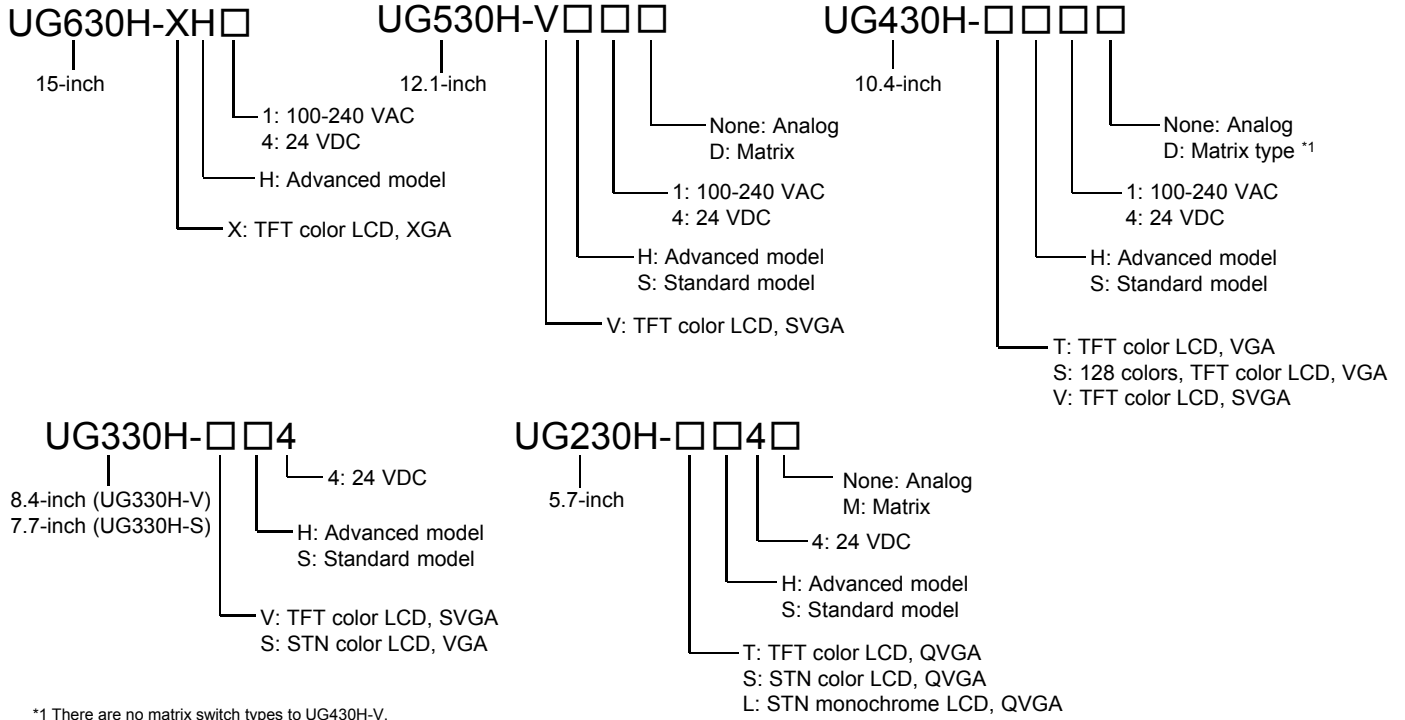
## V9 Replacement Guidance [UG30 series]



**- UG30 series models**

The UG30 series models are listed below.

Check the recommended models for replacement according to the UG30 series model currently in use.


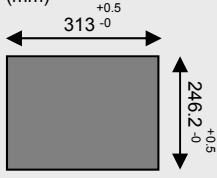



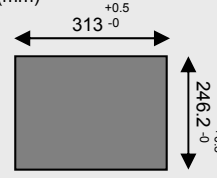
**- Recommended models for replacement of UG630**

		UG630H-XH		Recommended models for replacement	
		UG630H-XH1	UG630H-XH4	V9150iX	V9150iXD
MONITOUCH	- Front view				
	- Panel cut-out dimensions (mm)				
Display device		TFT color			
Colors		32,768 colors			
Resolution		1024 × 768 dots			
Touch switch		Analog			
Comm. I/F	Serial	D-sub 25-pin: RS-232C / RS-422/485 Modular jack 8-pin (2 ports): RS-232C / RS-485			
	USB	USB-A, USB-B			
	Ethernet	1CH			
	Network	Communication unit: UG031-x			
Audio output		Optional unit: UG00A-VIS, RIS, ROS, SUD			
Video/RGB		Optional unit: UG00A-VIS, RIS, ROS			
Storage device		CF card			
Power supply		100 to 240 VAC	24 VDC	100 to 240 VAC	24 VDC
		<b>16.77 million colors *1</b> <b>D-sub 9-pin: RS-232C / RS-422/485 *2</b> <b>Modular jack 8-pin (2 ports): RS-232C / RS-485</b> <b>USB-A, USB-miniB</b> <b>1CH provided as standard</b> <b>Communication unit: CUR-xx</b> <b>1CH provided as standard</b> <b>Optional unit: GUR-00 ~ 02</b> <b>SD/SDHC card, USB flash drive</b>			

\*1 Only for "picture" images, 3D parts, video images, and RGB display (when "GUR-10" or "GUR-11" is used). The other contents are displayed in 65,536 colors.  
 \*2 When using the existing cable, use Hakko Electronics' conversion cable "D9-D25". When using Hakko Electronics' optional unit "UG00P-TC", use "TC-D9".

- Recommended models for replacement of UG530 series

UG530H-VH/UG530H-VS series					
		UG530H-VH1 UG530H-VS1	UG530H-VH1D UG530H-VS1D	UG530H-VH4 UG530H-VS4	UG530H-VH4D UG530H-VS4D
MONITOUCH	- Front view				
	- Panel cut-out dimensions (mm)				
Display device	TFT color				
Colors	32,768 colors				
Resolution	800 × 600 dots				
Touch switch	Analog	Matrix	Analog	Matrix	
Comm. I/F	Serial	D-sub 25-pin: RS-232C / RS-422/485 Modular jack 8-pin (2 ports): RS-232C / RS-485			
	Ethernet	1CH *1			
	Network	Communication unit: UG03I-x			
Audio output	Optional unit *1: UG30A-VIS, RIS, ROS, SUD				
Video/RGB	Optional unit *1: UG30A-VIS, RIS, ROS				
Storage device	CF card				
Power supply	100 to 240 VAC		24 VDC		

Recommended models for replacement		
V9120iS	V9120iSD	
- Front view		
- Panel cut-out dimensions (mm)		
Display device	TFT color	
Colors	16.77 million colors *2	
Resolution	800 × 600 dots	
Touch switch	Analog *3	
Comm. I/F	D-sub 9-pin: RS-232C / RS-422/485 *4 Modular jack 8-pin (2 ports): RS-232C / RS-485	
	1CH provided as standard	
	Communication unit: CUR-xx	
	1CH provided as standard	
	Optional unit: GUR-00 ~ 02	
	SD/SDHC card, USB flash drive	
Power supply	100 to 240 VAC	24 VDC


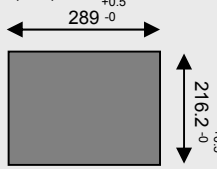
\*1 UG530H-VH1/UG530H-VH1D/UG530H-VH4/UG530H-VH4D only


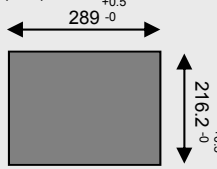
\*2 Only for "picture" images, 3D parts, video images, and RGB display (when "GUR-10" or "GUR-11" is used). The other contents are displayed in 65,536 colors.

\*3 Two points on the screen cannot be pressed simultaneously. For two-point pressing, use a switch on the screen and a function switch.

\*4 When using the existing cable, use Hakko Electronics' conversion cable "D9-D25". When using Hakko Electronics' optional unit "UG00P-TC", use "TC-D9".

- Recommended models for replacement of UG430H-VH/UG430H-VS series

UG430H-VH/UG430H-VS series					
		UG430H-VH1	UG430H-VS1	UG430H-VH4	UG430H-VS4
MONITOUCH	- Front view				
	- Panel cut-out dimensions (mm)				
Display device	TFT color				
Colors	32,768 colors				
Resolution	800 × 600 dots				
Touch switch	Analog				
Comm. I/F	Serial	D-sub 25-pin: RS-232C / RS-422/485 Modular jack 8-pin (2 ports): RS-232C / RS-485			
	Ethernet	1CH *1			
	Network	Communication unit: UG03I-x			
Audio output	Optional unit *1: UG30A-VIS, RIS, ROS, SUD				
Video/RGB	Optional unit *1: UG30A-VIS, RIS, ROS				
Storage device	CF card				
Power supply	100 to 240 VAC		24 VDC		

Recommended models for replacement		
V9100iS	V9100iSD	
- Front view		
- Panel cut-out dimensions (mm)		
Display device	TFT color	
Colors	16.77 million colors *2	
Resolution	800 × 600 dots	
Touch switch	Analog	
Comm. I/F	D-sub 9-pin: RS-232C / RS-422/485 *3 Modular jack 8-pin (2 ports): RS-232C / RS-485	
	1CH provided as standard	
	Communication unit: CUR-xx	
	1CH provided as standard	
	Optional unit: GUR-00 ~ 02	
	SD/SDHC card, USB flash drive	
Power supply	100 to 240 VAC	24 VDC


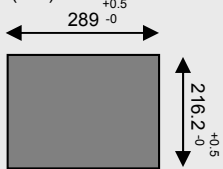
\*1 UG430H-VH1 and UG430H-VH4 only


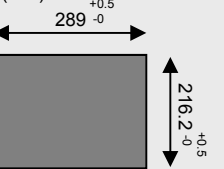
\*2 Only for "picture" images, 3D parts, video images, and RGB display (when "GUR-10" or "GUR-11" is used). The other contents are displayed in 65,536 colors.

\*3 When using the existing cable, use Hakko Electronics' conversion cable "D9-D25". When using Hakko Electronics' optional unit "UG00P-TC", use "TC-D9".

**- Recommended models for replacement of UG430H-TH/UG430H-TS series**


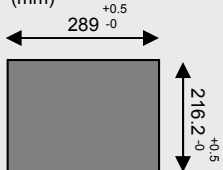
**- With optional unit "UG30A-xxx"**


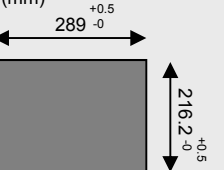
UG430H-TH series					
		UG430H-TH1	UG430H-TH1D	UG430H-TH4	UG430H-TH4D
MONITOUCH	- Front view				
	- Panel cut-out dimensions (mm)				
Display device	TFT color				
Colors	32,768 colors				
Resolution	640 × 480 dots				
Touch switch	Analog	Matrix	Analog	Matrix	
Comm. I/F	Serial	D-sub 25-pin: RS-232C / RS-422/485 Modular jack 8-pin (2 ports): RS-232C / RS-485			
	Ethernet	1CH			
	Network	Communication unit: UG031-x			
Audio output	Optional unit: UG30A-VIS, RIS, ROS, SUD				
Video/RGB	Optional unit: UG30A-VIS, RIS, ROS				
Storage device	CF card				
Power supply	100 to 240 VAC		24 VDC		

Recommended models for replacement		
V9100iS	V9100iSD	
- Front view		
- Panel cut-out dimensions (mm)		
Display device	TFT color	
Colors	<b>16.77 million colors *1</b>	
Resolution	<b>800 × 600 dots *2</b>	
Touch switch	<b>Analog *3</b>	
Comm. I/F	<b>D-sub 9-pin: RS-232C / RS-422/485 *4</b> Modular jack 8-pin (2 ports): RS-232C / RS-485	
	<b>1CH provided as standard</b>	
	<b>Communication unit: CUR-xx</b>	
	<b>1CH provided as standard</b>	
	<b>Optional unit: GUR-00 ~ 02</b>	
	<b>SD/SDHC card, USB flash drive</b>	
Power supply	100 to 240 VAC	24 VDC

\*1 Only for "picture" images, 3D parts, video images, and RGB display (when "GUR-10" or "GUR-11" is used). The other contents are displayed in 65,536 colors.  
 \*2 The resolution specification is SVGA. Use the automatic resizing function when changing the MONITOUCH model setting in the screen program.  
 \*3 Two points on the screen cannot be pressed simultaneously. For two-point pressing, use a switch on the screen and a function switch.  
 \*4 When using the existing cable, use Hakko Electronics' conversion cable "D9-D25". When using Hakko Electronics' optional unit "UG00P-TC", use "TC-D9".


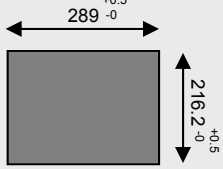
**- Without optional unit "UG30A-xxx"**


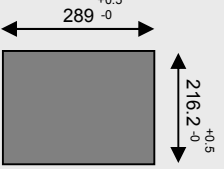
UG430H-TH/UG430H-TS series					
		UG430H-TH1	UG430H-TH1D	UG430H-TH4	UG430H-TH4D
		UG430H-TS1	UG430H-TS1D	UG430H-TS4	UG430H-TS4D
MONITOUCH	- Front view				
	- Panel cut-out dimensions (mm)				
Display device	TFT color				
Colors	32,768 colors				
Resolution	640 × 480 dots				
Touch switch	Analog	Matrix	Analog	Matrix	
Comm. I/F	Serial	D-sub 25-pin: RS-232C / RS-422/485 Modular jack 8-pin (2 ports): RS-232C / RS-485			
	Ethernet	1CH *1			
	Network	Communication unit: UG031-x			
Storage device	CF card				
Power supply	100 to 240 VAC		24 VDC		

Recommended models for replacement		
V9100iC	V9100iCD	
- Front view		
- Panel cut-out dimensions (mm)		
Display device	TFT color	
Colors	<b>16.77 million colors *2</b>	
Resolution	640 × 480 dots	
Touch switch	<b>Analog *3</b>	
Comm. I/F	<b>D-sub 9-pin: RS-232C / RS-422/485 *4</b> Modular jack 8-pin (2 ports): RS-232C / RS-485	
	<b>1CH provided as standard</b>	
	<b>Communication unit: CUR-xx</b>	
	<b>SD/SDHC card, USB flash drive</b>	
Power supply	100 to 240 VAC	24 VDC

\*1 UG430H-TH1, UG430H-TH1D, UG430H-TH4 and UG430H-TH4D only  
 \*2 Only for "picture" images and 3D parts. The other contents are displayed in 65,536 colors.  
 \*3 Two points on the screen cannot be pressed simultaneously. For two-point pressing, use a switch on the screen and a function switch.  
 \*4 When using the existing cable, use Hakko Electronics' conversion cable "D9-D25". When using Hakko Electronics' optional unit "UG00P-TC", use "TC-D9".

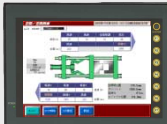
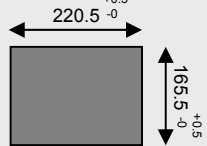
**- Recommended models for replacement of UG430H-SS series**


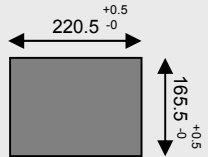
		UG430H-SS series			
		UG430H-SS1	UG430H-SS1D	UG430H-SS4	UG430H-SS4D
MONITOUCH	- Front view				
	- Panel cut-out dimensions (mm)	 289 <sup>+0.5</sup> <sub>-0</sub> (width), 216.2 <sup>+0.5</sup> <sub>-0</sub> (height)			
Display device	TFT color				
Colors	128 colors				
Resolution	640 × 480 dots				
Touch switch	Analog		Matrix		Matrix
Comm. I/F	Serial	D-sub 25-pin: RS-232C / RS-422/485 Modular jack 8-pin (2 ports): RS-232C / RS-485			
	Network	Communication unit: UG031-x			
Storage device	CF card				
Power supply	100 to 240 VAC		24 VDC		

		Recommended models for replacement	
		V9100iC	V9100iCD
MONITOUCH	- Front view		
	- Panel cut-out dimensions (mm)	 289 <sup>+0.5</sup> <sub>-0</sub> (width), 216.2 <sup>+0.5</sup> <sub>-0</sub> (height)	
Display device	TFT color		
Colors	<b>16.77 million colors<sup>*1</sup></b>		
Resolution	640 × 480 dots		
Touch switch	<b>Analog<sup>*2</sup></b>		
Comm. I/F	Serial	D-sub 9-pin: RS-232C / RS-422/485 <sup>*3</sup> Modular jack 8-pin (2 ports): RS-232C / RS-485	
	Network	Communication unit: CUR-xx	
Storage device	<b>SD/SDHC card, USB flash drive</b>		
Power supply	100 to 240 VAC	24 VDC	


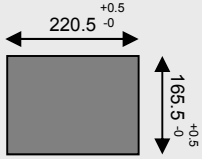
\*1 Only for "picture" images and 3D parts. The other contents are displayed in 65,536 colors.  
 \*2 Two points on the screen cannot be pressed simultaneously. For two-point pressing, use a switch on the screen and a function switch.  
 \*3 When using the existing cable, use Hakko Electronics' conversion cable "D9-D25". When using Hakko Electronics' optional unit "UG00P-TC", use "TC-D9".


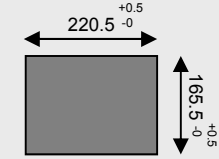
**- Recommended models for replacement of UG330 series**

		UG330H-VH4/ UG330H-VS4	
		UG330H-VH4	UG330H-VS4
MONITOUCH	- Front view		
	- Panel cut-out dimensions (mm)	 220.5 <sup>+0.5</sup> <sub>-0</sub> (width), 165.5 <sup>+0.5</sup> <sub>-0</sub> (height)	
Display device	TFT color		
Colors	32,768 colors		
Resolution	800 × 600 dots		
Touch switch	Analog		
Comm. I/F	Serial	D-sub 25-pin: RS-232C / RS-422/485 Modular jack 8-pin (2 ports): RS-232C / RS-485	
	Ethernet	1CH <sup>*1</sup>	
	Network	Communication unit: UG031-x	
Audio output	Optional unit <sup>*1</sup> : UG30A-VIS, RIS, ROS, SUD		
Video/RGB	Optional unit <sup>*1</sup> : UG30A-VIS, RIS, ROS		
Storage device	CF card		
Power supply	24 VDC		

		Recommended models for replacement	
		V9080iSD	
MONITOUCH	- Front view		
	- Panel cut-out dimensions (mm)	 220.5 <sup>+0.5</sup> <sub>-0</sub> (width), 165.5 <sup>+0.5</sup> <sub>-0</sub> (height)	
Display device	TFT color		
Colors	<b>16.77 million colors<sup>*2</sup></b>		
Resolution	800 × 600 dots		
Touch switch	Analog		
Comm. I/F	Serial	D-sub 9-pin: RS-232C / RS-422/485 <sup>*3</sup> Modular jack 8-pin (2 ports): RS-232C / RS-485	
	Network	<b>1CH provided as standard</b>	
	<b>Communication unit: CUR-xx</b>		
	<b>1CH provided as standard</b>		
	<b>Optional unit: GUR-00 ~ 02</b>		
	<b>SD/SDHC card, USB flash drive</b>		
Power supply	24 VDC		

\*1 UG330H-VH4 only  
 \*2 Only for "picture" images, 3D parts, video images, and RGB display (when "GUR-10" or "GUR-11" is used). The other contents are displayed in 65,536 colors.  
 \*3 When using the existing cable, use Hakko Electronics' conversion cable "D9-D25". When using Hakko Electronics' optional unit "UG00P-TC", use "TC-D9".


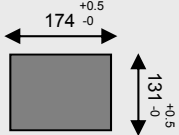
		UG330H-SS4	
		UG330H-SS4	
MONITOUCH	- Front view		
	- Panel cut-out dimensions (mm)		
Display device	STN color		
Colors	128 colors		
Resolution	640 × 480 dots		
Touch switch	Analog		
Comm. I/F	Serial	D-sub 25-pin: RS-232C / RS-422/485 Modular jack 8-pin (2 ports): RS-232C / RS-485	
	Network	Communication unit: UG03I-x	
Storage device	CF card		
Power supply	24 VDC		


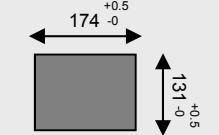
		Recommended models for replacement	
		V9080iCD	
	- Front view		
	- Panel cut-out dimensions (mm)		
		<b>TFT color</b>	
		<b>16.77 million colors *1</b>	
		640 × 480 dots	
		Analog	
		<b>D-sub 9-pin: RS-232C / RS-422/485 *2</b> Modular jack 8-pin (2 ports): RS-232C / RS-485	
		<b>Communication unit: CUR-xx</b>	
		<b>SD/SDHC card, USB flash drive</b>	
		24 VDC	

\*1 Only for "picture" images and 3D parts. The other contents are displayed in 65,536 colors.

\*2 When using the existing cable, use Hakko Electronics' conversion cable "D9-D25". When using Hakko Electronics' optional unit "UG00P-TC", use "TC-D9".

- Recommended models for replacement of UG230 series

		UG230H series		
		UG230H-TS4 UG230H-TS4D	UG230H-SS4 UG230H-SS4D	UG230H-LS4 UG230H-LS4D
MONITOUCH	- Front view			
	- Panel cut-out dimensions (mm)			
Display device	TFT color	STN color	STN monochrome	
Colors	32,768 colors		8-level grayscale	
Resolution	320 × 240 dots			
Touch switch	Analog *1			
Comm. I/F	Serial	D-sub 25-pin (with "UG230A-DCL" attached): RS-232C / RS-422/485 Modular jack 8-pin (2 ports): RS-232C / RS-422/485 *2		
	USB	USB-A, USB-B		
	Ethernet	1CH (with "UG230A-DCL" attached)		
	Network	Communication unit: UG230P-AP + UG03I-x, UG230I-S, UG230I-T		
Storage device	CF card (with "UG230A-DCL" or "UG230P-AP" attached)			
Power supply	24 VDC			

		Recommended models for replacement	
		V9060iTD	
	- Front view		
	- Panel cut-out dimensions (mm)		
		<b>TFT color</b>	
		<b>260 thousand colors *3</b>	
		<b>640 × 480 dots *4</b>	
		<b>Analog *5</b>	
		D-sub 9-pin (with "DUR-00" attached): RS-232C / RS-422/485 *6 Modular jack 8-pin (2 ports): RS-232C / RS-422/485 *2	
		USB-A, <b>USB-miniB</b>	
		<b>1CH provided as standard</b>	
		<b>Communication unit: CUR-xx</b>	
		<b>SD/SDHC card (1CH provided as standard), USB flash drive</b>	
		24 VDC	

\*1 UG230H-TS4D, UG230H-SS4D, UG230H-LS4D: Matrix

\*2 The MJ2 port can be used for connection via RS-422 (4-wire connection).

\*3 Only for "picture" images and 3D parts. The other contents are displayed in 65,536 colors.

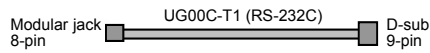
\*4 The resolution specification is VGA. Use the automatic resizing function when changing the MONITOUCH model setting in the screen program.

\*5 Two points on the screen cannot be pressed simultaneously. For two-point pressing, use a switch on the screen and a function switch.

\*6 When using the existing cable, use Hakko Electronics' conversion cable "D9-D25". When using Hakko Electronics' optional unit "UG00P-TC", use "TC-D9".

## - Screen program transfer

### - UG30 series



[Screen configuration software]

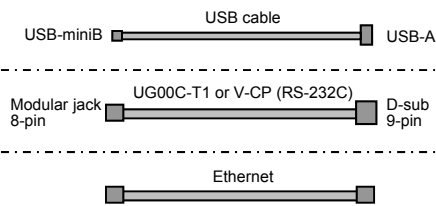
**V-SFT-5 (Ver. 5)**  
 Windows 98SE / NT4.0 / Me / 2000 /  
 XP / XP 64 Edition / Vista (32bit, 64bit) /  
 7 (32bit, 64bit) / 8 (32bit, 64bit) /  
 8.1 (32bit, 64bit) / 10 (32bit, 64bit)

\* Screen programs can also be transferred by using a CF card or Ethernet (for an advanced model \* (UG230 series with an optional unit "UG230A-DCL" attached) or when a communication unit "UG031-E" or "CU-03-3" is used).

\* For details, refer to page 2.



### - V9 series



[Screen configuration software]

**V-SFT-6 (Ver. 6)**  
 Windows XP / XP 64 Edition /  
 Vista (32bit, 64bit) / 7 (32bit, 64bit) /  
 8 (32bit, 64bit) / 8.1 (32bit, 64bit) /  
 10 (32bit, 64bit)

\* Screen programs can also be transferred by using an SD card or USB flash drive.

\* The LAN port of the V9 unit is compatible with Auto-MDIX. Both straight and cross cables are usable in either presence or absence of a hub.

## - Screen program conversion

The UG30 series can be replaced with the V9 series by converting the UG30 series screen program using V-SFT-6 (V series screen configuration software). However, note that 100% compatibility cannot be maintained and some functions may be limited or may not be used after replacement.

For details, refer to the V9 Series File Conversion Manual (UG Series).

\* The indicated recommended model for replacement can be used with minimal restrictions. Please note that other models not described here can also be used; make a selection according to your system requirements.

**Hakko Electronics Co., Ltd.**

Overseas Sales Dept.

TEL: +81-76-274-2144 FAX: +81-76-274-5136

<https://monitouch.fujielectric.com/>